

ADDITIONAL ATTACHMENTS

▪ Boring Package for Additional Versatility

The boring attachment enables easy placement of underground lines or conduit beneath drive-ways, sidewalks and patios without disrupting existing terrain.

Line-Ward's optional Boring Attachment comes with 30' of Bore Rod, 1½" Mole Bit, 1¾" Rock Bit and 1¾" Back Reaming Retriever to expand and compact the bore hole while pulling back pipe or wire. Also included is a rod guide, balance wheel and storage box. An added feature is the simple, quick attachment feature which requires no tools, bolts or pins.



▪ Reel Carrier Eases Line Placement

An available Reel Carrier will hold a reel 13" wide by 22" diameter and is easily attached and removed as needed.

▪ Balance Wheel

For increased stability on steep slope applications, an optional Balance Wheel is available which easily mounts to the front of the machine when needed.



▪ Transporting the L-2

The Transport Carrier is designed to help safely secure the L2 in place, while transporting to different locations. It is easily installed in your truck or trailer.

Lightweight yet strong Loading Ramps are also available. Each non-skid loading ramp is 7 feet in length and is constructed of galvanized steel.



ABOUT LINE-WARD CORPORATION

Line-Ward Corporation, located in Buffalo, New York, takes pride in remaining owned and operated by its founders. The continuing success of Line-Ward can be attributed to combining small business sense with an innovative product for underground line installation.

Since 1972, Line-Ward has hand-crafted each line layer and accessory with the highest quality and craftsmanship. All Line-Ward machines are based on the original design patents held by the ownership. Prompt delivery of parts and service is a cornerstone of Line-Ward's customer service policy.

Line-Ward customers know they have purchased a reliable and durable piece of machinery that meets the needs of the buried service industry.

Line-Ward offers purchase and leasing options through their financial partners. With many lending options available, Line-Ward will assist you in finding the best solution for your company.

Line-Ward offers field demonstrations to responsible parties - on your turf anywhere in the U.S.A. Operator training is available free of charge upon delivery of your new machine. For more information, call (800)816-9621, or visit us on the web at www.lineward.com

LINE  WARD
C O R P O R A T I O N

157 Seneca Creek Road
Buffalo, New York 14224
ph 716.675.7373
tf 800.816.9621
fx 716.674.5334
email info@lineward.com
web www.lineward.com

L-2 Line Layer

For Irrigation and Cable Installation



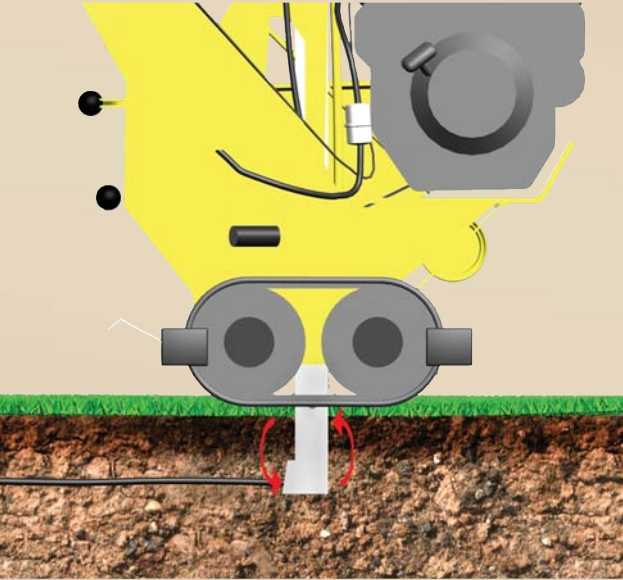
LINE  WARD
C O R P O R A T I O N

THE LINE-WARD L-2 LINE LAYER

The Line-Ward L-2 Line Layer is a compact yet powerful machine specifically designed for efficient and precise installation of underground telephone lines, cable TV lines, fiber optic cables, electronic dog fences, low-voltage landscape lighting and lawn irrigation sytems.

SEAMLESS SOLUTION FOR UNDERGROUND INSTALLATION

The L-2 provides trenchless line installation by utilizing a unique oscillating motion of its cutting blade, similar to a reciprocating jigsaw. Unlike other underground installation methods, the L-2's cutting blade actually travels in an elliptical orbit which makes but a slit in the ground while simultaneously burying wire or pipe.



POWERFUL YET FUEL EFFICIENT DRIVE TRAIN

The L-2 is powered by a twin cylinder 23 horsepower Command PRO Kohler engine. This engine delivers the power to cut through the toughest of ground conditions while meeting environmental concerns. Each Kohler Command PRO engine comes with a two-year limited warranty.

The heavy-duty gearbox has both a high and low range, providing four forward speeds and two reverse. The walk-behind L-2 has installation speeds from 16 to 120 feet per minute. Burying speed will depend on the type of lines being placed, the burying depth and ground conditions. A transport speed of 140 feet per minute moves the machine quickly from point-to-point.



L-2 GROUND SPEEDS

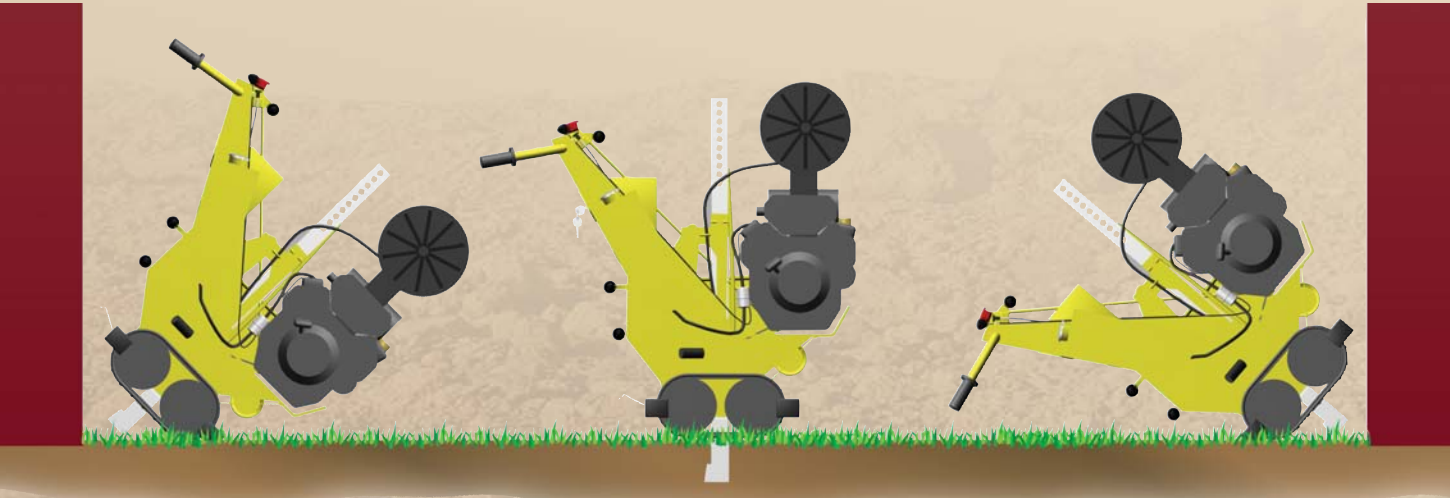
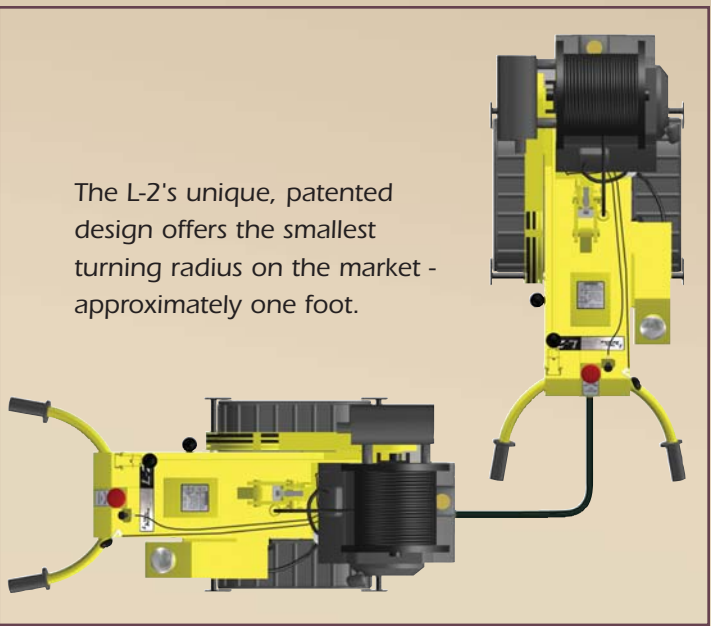
	Transport Speed	Line Laying Speed		Transport Speed	Line Laying Speed
LOW RANGE			HIGH RANGE		
Low Gear	16 fpm	16 fpm	Low Gear	70 fpm	60 fpm
High Gear	32 fpm	32 fpm	High Gear	140 fpm	120 fpm
Reverse	20 fpm	—	Reverse	100 fpm	—

Performed @ 9" depth in good ground conditions. Soil conditions and burying depth will affect working ground speeds.

BALANCED DESIGN ENHANCES MANEUVERABILITY

The 820 lb. total balanced weight of the L-2 is centered directly over the cutting blade providing the necessary down pressure to effectively bury in adverse conditions. Along with its low center of gravity, this balanced weight enables the operator to easily maneuver the machine around surface obstacles and buried objects.

The compact L-2 is a mere 25½ inches wide allowing maneuverability in small, confined areas like gates and entryways. In addition, Line-Ward's unique "Rocking Chair System" permits forward or backward tipping to allow close placement to buildings, pedestals or poles, thus reducing costly, time-consuming hand labor.



MAKE A BIG IMPRESSION ON CUSTOMERS, NOT THEIR LAWNS

Each rubber track provides approximately 100 square inches of ground contact for optimum traction and flotation with a ground pressure of 4.2 pounds per square inch. Tracks are especially useful in wet conditions and the superior flotation of the L-2 makes minimal impact on established lawns without incurring additional restoration costs.

CUTTING BLADES FOR VARIOUS APPLICATIONS

Cutting blades are available for many different applications. Feed blades for wires and cables, pull blades for pipe and larger and/or rigid cable, and pre-ripping blades for aiding in adverse conditions such as gravel driveways and tree roots. Line-Ward offers a

wide variety of quality, hard-surfaced blades and will assist you in determining the proper blade choice for your specific application needs. Standard blades are available in both 13" and 16" maximum burying depths and are easily adjustable in 1" increments.

- The **Ripper Blade** will pre-cut a path in severe ground conditions. A ripper blade saves wear and tear on your feed and pull blades.
- The **Root Blade** has a serrated edge for pre-cutting tree roots and other plant growth.
- The **Pull Blade** is used for installing lawn irrigation pipe and large cables. The pull blade's 1½" diameter "bullet" or "head" creates an underground "tunnel" in which the pipe or cable will be pulled. Under normal conditions the pull blade can be used for sprinkler pipe or conduit up to 1¼". Ground conditions, pipe or cable size and directness of the route play major roles in the distance which can be pulled. You can generally expect pulling distances of 200 - 400 feet.
- **Feed Blades** bury typical underground communication service wires. Feed blades are available in three chute sizes to accommodate various sizes and types of wires. The diameter, shape and flexibility of the cable or wire play important roles in determining how well it will pass through the feed blade's chute. These variables should be considered when making your blade choice with a Line-Ward representative.



Line-Ward also offers other specialty blades of added length and/or thickness for various applications and needs. All blades are available with an aggressive carbide chip cutting edge. Combined with the cutting motion of the blade, this carbide edge allows

the L2 to cut through tree roots that would stop even larger machines.

Line-Ward offers blade rebuild and re-surfacing services to extend the life of your equipment.

L-2 SAFETY FEATURES

- Operating Controls - Easily Accessible
- Safety Shut-off - One-button Shutdown in Case of Emergency
- Rugged Gas Tank - Heavy Gauge Steel
- Silent Muffler meets OSHA Standards
- Transport Carrier and Non-slip Ramps - For Safe and Easy Loading and Transport